

TAMBOLI INDUSTRIES LTD

(formerly Tamboli Capital Limited)

Registered Office: Mahavir Palace, 8-A, Kalubha Road, Bhavnagar-364 002 Gujarat India
Telephone: (91) 886 654 1222 / (91) (278) 252 0065. Fax: (91) 278 252 0064
E-Mail: direct1@tambolindustries.com Website: www.tambolindustries.com
CIN: L65993GJ2008PLC053613

UN-AUDITED FINANCIAL RESULTS FOR THE QUARTER (Q2) AND HALF YEAR ENDED ON SEPTEMBER 30, 2024

(Indian Rs in lacs)

Sr. No.	Particulars	CONSOLIDATED						STANDALONE					
		Quarter ended		Six months ended		Year Ended		Quarter ended		Six months ended		Year Ended	
		30.09.2024	30.06.2024	30.09.2023	30.09.2024	30.09.2023	31.03.2024	30.09.2024	30.09.2023	30.09.2024	30.09.2023	30.09.2024	31.03.2024
		Unaudited	Unaudited	Unaudited	Unaudited	Audited	Unaudited	Unaudited	Unaudited	Unaudited	Unaudited	Audited	
1	Income from operations	1,679.12	1,410.29	1,913.54	3,089.41	3,842.50	7,506.15	157.76	31.86	157.37	189.62	181.93	
2	Sales/ Income from Operations	66.05	3.41	19.14	69.46	59.19	119.19	-	-	9.00	-	9.00	
3	Other Income	1,745.17	1,413.70	1,932.68	3,168.87	3,901.69	7,625.95	157.76	31.86	166.37	189.62	190.93	
4	Total Income (1 + 2)												
4a	Expenses	423.05	357.02	500.25	780.07	1,133.68	1,945.94	-	-	-	-	-	
4b	Cost of materials consumed	-	-	14.00	-	14.00	28.05	-	-	14.00	-	14.00	
4c	Purchase of stock-in-trade	19.80	(153.20)	54.07	(30.63)	(30.63)	216.35	-	-	(14.00)	-	(14.00)	
4d	Changes in inventories	328.97	322.68	336.93	651.65	670.09	1,349.01	6.24	6.52	6.56	12.76	16.49	
4e	Employee benefits expense	12.17	15.79	5.17	27.96	10.19	20.03	-	-	-	-	-	
4f	Finance cost	108.90	127.22	111.56	236.12	219.72	436.84	0.38	0.38	0.14	0.77	0.16	
4g	Depreciation & amortisation expense	167.24	155.42	214.77	322.66	427.60	791.32	-	-	-	-	-	
4h	Power & Fuel	202.12	161.52	201.03	363.64	417.79	771.64	-	-	-	-	-	
4i	External processing cost	256.16	233.16	249.97	489.32	498.90	1,003.51	14.02	9.85	13.55	23.87	24.28	
4j	Other expenditure	1,518.41	1,219.61	1,687.75	2,738.02	3,361.34	6,562.70	20.65	16.75	20.25	37.40	40.93	
5	Total (4a to 4j)	226.76	194.09	244.93	420.85	540.35	1,062.65	137.11	15.11	146.12	152.22	150.00	
6	Profit before Exceptional item and Tax (3-4)												
7	Exceptional Items												
8	Profit before Tax (5-6)	226.76	194.09	244.93	420.85	540.35	1,062.65	137.11	15.11	146.12	152.22	150.00	
9	Tax Expenses	59.52	49.81	76.72	109.33	158.62	299.42	9.52	3.81	11.60	13.33	12.60	
	- Current tax	(1.24)	-	-	(1.24)	-	1.11	(0.02)	-	(0.02)	-	(0.13)	
	- Earlier years tax	11.67	4.83	(2.49)	16.50	(4.44)	9.49	0.57	0.01	2.53	0.58	2.53	
	- Deferred tax	156.81	139.45	170.70	296.26	386.17	752.63	127.04	11.29	131.99	138.33	134.87	
9	Net Profit for the period (7-8)	(0.38)	(0.38)	0.77	(0.76)	1.54	(1.28)	-	-	-	-	-	
	Other Comprehensive Income	0.09	0.09	(0.20)	0.18	(0.40)	0.32	-	-	-	-	-	
	A (i) Items that will not be reclassified to profit or loss	(0.29)	(0.29)	0.57	(0.58)	1.14	(0.96)	-	-	-	-	-	
	(ii) Income tax relating to items that will not be reclassified to profit or loss	156.52	139.16	171.27	295.68	387.31	751.67	127.04	11.29	131.99	138.33	134.87	
10	Total Comprehensive Income (Net of tax)	992.00	992.00	992.00	992.00	992.00	992.00	992.00	992.00	992.00	992.00	992.00	
	Paid up Equity Share Capital (Face Value of Rs.10/- per share)												
11	Other equity												
	Earning Per Share (EPS)	1.58	1.41	1.72	2.99	3.89	7.59	1.28	0.11	1.33	1.39	1.36	
	Basic	1.58	1.41	1.72	2.99	3.89	7.59	1.28	0.11	1.33	1.39	1.36	
	Diluted												



VAIBHAV BIPIN
TAMBOLI

Digitally signed by VAIBHAV BIPIN (TA0002)
DN: cn=VAIBHAV BIPIN, o=TAMBOLI INDUSTRIES LIMITED, ou=VAIBHAV BIPIN, email=vaibhav.bipin@tambolindustries.com, c=IN
Date: 2024.11.09 10:55:40Z

NOTES:

- 1 Financial results have been reviewed by Audit Committee and approved by Board of Directors at their meetings held on 11th November, 2024. The Statutory auditors have expressed an unmodified opinion on the aforesaid results.
- 2 The format for unaudited quarterly results as prescribed in SEBI's Circular CIR/CFD/CMD/15/2015 dated 30th November, 2015 has been modified to comply with the requirements of SEBI's circular dated 6th July, 2016, Ind AS and Schedule III (Division I) to the Companies Act, 2013, which are applicable to companies that are required to comply with Ind AS.
- 3 The Company has, in accordance with the Indian Accounting Standards (Ind AS) - 108 Operating Segments, identified Investment Activity, Trading Activity and Manufacturing Activities as its segments and financial details thereof are disclosed in a separate annexure attached herewith.
- 4 Previous period's figure have been reclassified, wherever necessary, to correspond with those of the current period.

For TAMBOLI INDUSTRIES LIMITED
(formerly TAMBOLI CAPITAL LIMITED)

VAIBHAV BIPIN
TAMBOLI

Digitally signed by Vaibhav Bipin Tamboli
DN: cn=Vaibhav Bipin Tamboli, o=Tamboli Industries Limited, ou=Directors, email=vaibhav@tamboliindustries.com, c=IN
Date: 2024.11.11 16:08:58 +05'30'

(Vaibhav B. Tamboli)
CHAIRMAN AND MANAGING DIRECTOR



Place : Bhavnagar
Date : 11.11.2024

TAMBOLI INDUSTRIES LTD
(formerly Tamboli Capital Limited)

Consolidated Segment Wise Revenue, Results, Segment Assets and Liabilities are given below:

(Indian Rs in lacs)

Particulars	Quarter ended			Six Months ended		Financial Year Ended
	30.09.2024 Unaudited	30.06.2024 Unaudited	30.09.2023 Unaudited	30.09.2024 Unaudited	30.09.2023 Unaudited	31.03.2024 Audited
1. Segment revenue						
A. Investment activities	34.88	47.60	170.76	82.48	223.56	293.18
B. Trading activities	-	-	-	-	-	29.20
C. Manufacturing activities	1,778.08	1,368.95	1,877.82	3,147.03	3,787.60	7,368.27
Total	1812.96	1416.55	2048.58	3229.51	4011.16	7690.65
Less: Inter segment revenue	133.84	6.26	135.04	140.10	168.66	184.50
Net sales / income from operations	1679.12	1410.29	1913.54	3089.41	3842.50	7506.15
2. Segment results						
(Profit before interest and Tax)						
A. Investment activities	44.77	24.59	6.03	69.36	9.91	32.05
B. Trading activities	0.00	0.00	0.00	0.00	0.00	1.15
C. Manufacturing activities	194.16	185.29	244.07	379.45	540.63	1,049.48
Total	238.93	209.88	250.10	448.81	550.54	1082.68
Less : Interest	12.17	15.79	5.17	27.96	10.19	20.03
Less : Unallocable expenditure net off unallocable income	0.00	0.00	0.00	0.00	0.00	0.00
Profit before tax	226.76	194.09	244.93	420.85	540.35	1062.65
Tax expenses						
Current tax	59.52	49.81	76.72	109.33	158.62	299.42
Earlier years tax	(1.24)	0.00	-	(0.64)	-	1.11
Deferred tax	11.67	4.83	(2.49)	15.90	(4.44)	9.49
Profit after tax	156.81	139.45	170.70	296.26	386.17	752.63
3. Segment Assets & Liabilities						
Segment Assets						
A. Investment activities	3,445.91	2,807.20	1933.11	3445.91	1933.11	2,407.78
B. Trading activities	0.00	0.00	14.00	0.00	14.00	0.00
C. Manufacturing activities	9,361.19	10,461.67	10292.83	9361.19	10292.83	10,163.87
Total	12,807.10	13,268.87	12239.94	12807.10	12239.94	12,571.65
Segment Liabilities						
A. Investment activities	38.18	55.23	23.34	38.18	23.34	31.77
B. Trading activities	0.00	0.00	0.00	0.00	0.00	0.00
C. Manufacturing activities	1,582.31	2,079.46	1,590.83	1,582.31	1,590.83	1,549.75
Total	1,620.49	2,134.69	1,614.17	1,620.49	1,614.17	1,581.52

Place : Bhavnagar
Date : 11.11.2024

For TAMBOLI INDUSTRIES LIMITED
(formerly TAMBOLI CAPITAL LIMITED)



VAIBHAV BIPIN
TAMBOLI

(Vaibhav B. Tamboli)
CHAIRMAN AND MANAGING DIRECTOR

Digitally signed by VAIBHAV BIPIN TAMBOLI
DN: cn=VAIBHAV BIPIN TAMBOLI, o=TAMBOLI INDUSTRIES LIMITED, email=vaibhav@tamboli.com, postalCode=382001, serialNumber=1, c=IN
Date: 2024.11.11 09:25:44 +05'30'

TAMBOLI INDUSTRIES LTD
(formerly Tamboli Capital Limited)


STATEMENT OF ASSETS & LIABILITIES

(Indian Rs in lacs)

Particulars	STANDALONE		CONSOLIDATED	
	As at 30.09.2024	As at 31.03.2024	As at 30.09.2024	As at 31.03.2024
ASSETS				
(1) Non-current assets				
(a) Property, Plant and Equipment	11.16	11.94	3,182.54	3,119.04
(b) Right to use of assets	-	-	167.61	168.55
(c) Capital work-in-progress	-	-	85.09	76.44
(d) Intangible assets	-	-	42.30	52.83
(e) Goodwill	-	-	2,650.60	2,650.60
(f) Other Intangible assets	-	-	-	-
(g) Financial Assets	-	-	-	-
(i) Investments	291.10	291.10	1.10	1.10
(ii) Loans	-	-	2.72	9.04
(iii) Other Non-current Financial Assets	1,060.00	635.00	1,190.53	875.17
(h) Other non-current assets	9.07	5.00	26.17	12.40
(i) Deferred tax assets (Net)	-	-	-	-
(2) Current assets				
(a) Inventories	-	-	1,333.76	1,203.13
(b) Financial Assets	-	-	-	-
(i) Trade receivables	-	-	1,342.49	1,842.02
(ii) Cash and cash equivalents	65.02	157.48	265.98	355.63
(iii) Bank balances other than (iii) above	354.55	654.61	1,705.35	1,283.25
(iv) Loans	-	-	10.05	6.17
(v) Other Current Financial Assets	14.43	9.62	109.33	50.26
(c) Current Tax Assets (net)	27.56	27.28	446.60	604.24
(d) Other current assets	13.14	8.71	244.88	261.78
Total Assets	1,846.03	1,800.74	12,807.10	12,571.65
EQUITY AND LIABILITIES				
(1) Equity				
(a) Equity Share capital	992.00	992.00	992.00	992.00
(b) Other Equity	815.85	776.72	10,194.61	9,998.13
Equity attributable to equity holders of the Parent	1,807.85	1,768.72	11,186.61	10,990.13
(2) LIABILITIES				
Non-current liabilities				
(a) Financial Liabilities				
(i) Borrowings	-	-	274.98	261.83
(ii) Other Financial liabilities	-	-	4.77	5.68
(iii) Provisions	-	-	47.94	40.10
(iv) Deferred tax liabilities (Net)	0.82	0.25	24.76	8.44
Current liabilities				
(a) Financial Liabilities				
(i) Borrowings	-	-	234.10	29.74
(ii) Trade payables				
Total outstanding dues of Micro and Small Enterprises	-	-	96.29	125.96
Total outstanding dues of creditors other than Micro and Small Enterprises	3.97	1.47	283.56	201.76
(iii) Other financial liabilities	7.55	9.58	102.68	132.92
(b) Other current liabilities	12.51	0.30	48.20	33.70
(c) Current tax liabilities (net)	13.33	20.42	410.89	600.98
(c) Provisions	-	-	92.32	140.41
Total Equity and Liabilities	1,846.03	1,800.74	12,807.10	12,571.65

Place : Bhavnagar
Date : 11.11.2024

For TAMBOLI INDUSTRIES LIMITED
(formerly TAMBOLI CAPITAL LIMITED)



VAIBHAV BIPIN
TAMBOLI

(Vaibhav B. Tamboli)
CHAIRMAN AND MANAGING DIRECTOR
DIN: 00146081

Digitally signed by VAIBHAV BIPIN TAMBOLI
DN: cn=VAIBHAV BIPIN TAMBOLI, o=TAMBOLI INDUSTRIES LIMITED, ou=BHAVNAGAR, email=vaibhav.tamboli@tamboliindustries.com, postalCode=364002, serialNumber=1337246849791341422mca205932411, c=IN


TAMBOLI INDUSTRIES LTD
(formerly Tamboli Capital Limited)

STANDALONE CASH FLOW STATEMENT FOR THE HALF YEAR ENDED 30TH SEPTEMBER 2024

(Indian Rs in lacs)

Particulars	30.09.2024	30.09.2023
A Cash flow from operating activities:		
Net Profit for the year	138.33	134.87
Adjustments for -		
Depreciation	0.77	0.16
Income tax expenses	13.89	15.13
	<u>14.66</u>	<u>15.29</u>
Operating Profit Before Working Capital Changes	152.99	150.16
Movements in working capital:		
Trade and other receivables	-	-
Loans and advances and other financial assets	(129.74)	(24.20)
Other current and non-current assets	(8.50)	(4.38)
Other current and non-current liabilities	12.21	12.35
Inventories	-	(14.00)
Trade Payables	0.52	1.25
	<u>(125.51)</u>	<u>(28.98)</u>
Cash generated from operations	27.48	121.18
Income tax paid	<u>(20.68)</u>	<u>(20.28)</u>
Net cash generated by operating activities	6.81	100.91
B Cash flow from investing activities:		
Payment for property, plant and equipment	-	(12.71)
Net cash (used in)/generated from investing activities	-	(12.71)
C Cash flow from financing activities:		
Dividend paid	<u>(99.26)</u>	<u>(100.23)</u>
Net cash used in financing activities	(99.26)	(100.23)
Net increase in cash and cash equivalents	<u>(92.46)</u>	<u>(12.04)</u>
Cash and cash equivalents as at beginning of the year	157.48	50.95
Cash and cash equivalents as at end of the year	<u>65.02</u>	<u>38.91</u>

For TAMBOLI INDUSTRIES LIMITED
(formerly TAMBOLI CAPITAL LIMITED)



VAIBHAV BIPIN
TAMBOLI

Digitally signed by VAIBHAV BIPIN TAMBOLI
DN: cn=VAIBHAV BIPIN TAMBOLI, o=TAMBOLI INDUSTRIES LIMITED, ou=VAIBHAV BIPIN TAMBOLI, email=vaibhav.tamboli@tamboliindustries.com, c=IN
2.5.4.20-24495456455799271186cab4466a6d40
5ac33611912459820769920771, postalCode=384002,
st=GUJARAT,
serialNumber=6603347060230649700603473acc
6301162750860410c112010165c1, cn=VAIBHAV
BIPIN TAMBOLI
Date: 2024.11.09 10:08:15 +05'30'

(Vaibhav B. Tamboli)
CHAIRMAN AND MANAGING DIRECTOR

Place : Bhavnagar
Date : 11.11.2024

TAMBOLI INDUSTRIES LTD
(formerly Tamboli Capital Limited)

CONSOLIDATED CASH FLOW STATEMENT FOR THE HALF YEAR ENDED 30TH SEPTEMBER, 2024

(Indian Rs in lacs)

Particulars	30.09.2024	30.09.2023
A Cash flow from operating activities:		
Net profit for the year	296.26	386.17
Adjustments for -		
Depreciation	236.12	219.72
Income tax expenses	124.59	154.18
Reversal of impairment loss on trade receivables	-	-
Provision/written off/(back) of doubtful debts	5.98	(27.68)
Profit on disposal of property, plant & equipment	(4.69)	(0.79)
Interest income	-	-
Finance cost	27.96	10.19
Operating Profit Before Working Capital Changes	686.22	741.79
Movements in working capital:		
Trade receivables	493.51	(432.75)
Loans and advances and other financial assets	(794.09)	83.09
Other current and non-current assets	3.13	(77.34)
(Increase)/decrease in inventories	(130.63)	17.14
Provisions	(41.01)	(38.79)
Other current and non-current liabilities	14.50	(4.93)
Decrease in trade and other payables	21.04	(68.10)
Cash generated from operations	252.67	220.11
Income tax paid	(140.54)	(141.98)
Net cash generated by operating activities	112.13	78.13
B Cash flow from investing activities:		
Payment for property, plant and equipments	(301.74)	(321.05)
Purchase of Investment	-	-
Sale of property, plant and equipments	9.65	4.21
Interest received	-	-
Net cash (used in)/generated from investing activities	(292.07)	(316.84)
C Cash flow from financing activities:		
Proceeds from borrowings	217.51	39.79
Repayment of borrowings	-	-
Interest paid	(27.96)	(10.19)
Dividend paid	(99.26)	(100.23)
Net cash used in financing activities	90.29	(70.63)
Net increase in cash and cash equivalents	(89.65)	(309.34)
Cash and cash equivalents as at beginning of the year	355.63	520.32
Cash and cash equivalents as at end of the year	265.98	210.98


For TAMBOLI INDUSTRIES LIMITED
(formerly TAMBOLI CAPITAL LIMITED)

VAIBHAV BIPIN
TAMBOLI

Digitally signed by VAIBHAV BIPIN TAMBOLI
DN: cn=VAIBHAV BIPIN TAMBOLI, email=vaibhav.bipin.tamboli@tambole.com, ou=TAMBOLI INDUSTRIES LIMITED, o=TAMBOLI INDUSTRIES LIMITED, c=IN

(Vaibhav B. Tamboli)
CHAIRMAN AND MANAGING DIRECTOR

Place : Bhavnagar
Date : 11.11.2024



Independent Auditor's Review report on Unaudited Quarterly and Year to Date Standalone Financial Results

To
The Board of Directors
Tamboli Industries Limited

1. We have reviewed the accompanying statement of unaudited standalone financial results of **Tamboli Industries Limited**, ("the Company") for the quarter ended 30th September, 2024 and year to date from 1st April, 2024 to 30th September, 2024 ("the Statement") attached herewith, being submitted by the Company pursuant to the requirement of Regulation 33 of the SEBI (Listing Obligations and Disclosure Requirements) Regulations.
2. This Statement, which is the responsibility of the Company's management and approved by the Board of Directors has been prepared in accordance with the recognition and measurement principles laid down in Indian Accounting Standard (Ind AS) - 34 "interim Financial Reporting" prescribed under Section 133 of the Companies Act ("the Act") read with the relevant rules issued thereunder and other accounting principles generally accepted in India. Our responsibility is to issue a report on the Statement based on our review.
3. We conducted our review in accordance with the Standard on Review Engagements (SRE) 2410, "Review of Interim Financial Information performed by the Independent Auditor of the Entity" issued by the Institute of Chartered Accountants of India. A review of interim financial information consists of making inquiries, preliminary of the Company's personnel responsible for financial and accounting matters, and applying analytical and other review procedures. A review is substantially less in scope than audit conducted in accordance with Standards on Auditing specified under section 143(10) of the Companies Act, 2013 and consequently does not enable us to obtain assurance that we would become aware of all significant matters that might be identified in an audit. Accordingly, we do not express an audit opinion.
4. Based on our review conducted as above, nothing has come to our attention that causes us to believe that the accompanying Statement, prepared in accordance with applicable Indian Accounting Standards and other accounting principles generally accepted in India, has not disclosed the information required to be disclosed in terms of Regulation 33 of the SEBI (Listing Obligations and Disclosure Requirements) Regulation, 2015 including the manner in which it is to be disclosed, or that contains any material misstatement.

For P A R K & COMPANY
Chartered Accountants
FRN: 116825W



Digitally signed by
Ashish
Rajendrakumar Dave

ASHISH DAVE
Partner
Membership No. 170275
UDIN: 24170275BKGFI7783

Bhavnagar
November 11, 2024

Independent Auditors' Review report on Unaudited Quarterly and Year to Date Consolidated Financial Results

To
The Board of Directors
Tamboli Industries Limited

1. We have reviewed the accompanying statement of unaudited consolidated financial results of **Tamboli Industries Limited**, ("the Parent Company") and its subsidiaries (the Parent Company and its subsidiaries together referred to as "the Group") for the quarter ended 30th September, 2024 and year to date from 1st April, 2024 to 30th September, 2024 ("the Statement") attached herewith, being submitted by the Company pursuant to the requirement of Regulation 33 of the SEBI (Listing Obligations and Disclosure Requirements) Regulations, 2015.
2. This Statement, which is the responsibility of the Parent Company's management and approved by the Board of Directors has been prepared in accordance with the recognition and measurement principles laid down in Indian Accounting Standard (Ind AS) - 34 "interim Financial Reporting" prescribed under Section 133 of the Companies Act ("the Act") read with the relevant rules issued thereunder and other accounting principles generally accepted in India. Our responsibility is to issue a report on the Statement based on our review.
3. We conducted our review in accordance with the Standard on Review Engagements (SRE) 2410, "Review of Interim Financial Information performed by the Independent Auditor of the Entity" issued by the Institute of Chartered Accountants of India. A review of interim financial information consists of making inquiries, preliminary of the Company's personnel responsible for financial and accounting matters, and applying analytical and other review procedures. A review is substantially less in scope than audit conducted in accordance with Standards on Auditing specified under section 143(10) of the Companies Act, 2013 and consequently does not enable us to obtain assurance that we would become aware of all significant matters that might be identified in an audit. Accordingly, we do not express an audit opinion.
4. We also performed procedures in accordance with the circular issued by the Securities and Exchange Board of India under Regulation 33(8) of the SEBI (Listing Obligations and Disclosure Requirements) Regulation, 2015 as amended, to the extent applicable.
5. This Statement includes the results of the following entities:
 - ✦ Tamboli Industries Limited
 - ✦ Tamboli Castings Limited
 - ✦ Tamboli Metaltech Private Limited
 - ✦ Tamboli Profiles Private Limited



6. The accompanying Statement includes the interim financial results/information in respect of three subsidiaries, whose interim financial results reflect total assets of Rs. 12,307.69 lacs as at 30th September, 2024, total revenues of Rs. 1,721.32 lacs and Rs. 3,109.41 lacs for the quarter ended and half-year ended 30th September 2024 respectively, net profit of Rs. 157.37 lacs and Rs. 285.52 lacs for the quarter ended and half-year ended 30th September 2024 respectively and total comprehensive income of Rs. 157.08 lacs and Rs. 284.94 lacs for the quarter ended and half-year ended 30th September, 2024 respectively, as considered in the Statement, which have been reviewed by its auditors. Our report on the statement is not modified in respect of this matter.
7. Based on our review conducted as stated above, nothing has come to our attention that causes us to believe that the accompanying Statement, prepared in accordance with applicable Indian Accounting Standards and other accounting principles generally accepted in India, has not disclosed the information required to be disclosed in terms of Regulation 33 of the SEBI (Listing Obligations and Disclosure Requirements) Regulation, 2015 including the manner in which it is to be disclosed, or that contains any material misstatement.

Bhavnagar
November 11, 2024

For P A R K & COMPANY
Chartered Accountants
FRN: 116825W



Digitally signed by
Ashish
Rajendrakumar Dave

ASHISH DAVE
Partner
Membership No. 170275
UDIN: 24170275BKGFI06850